

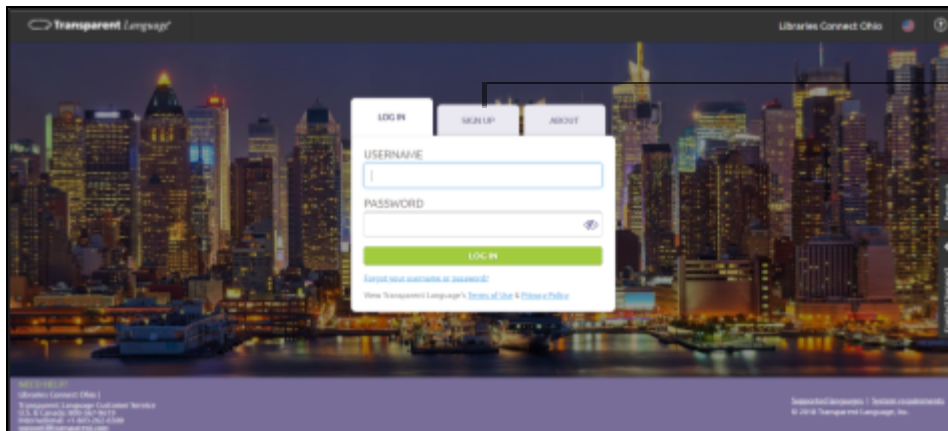
Getting Started with...

# Transparent Language

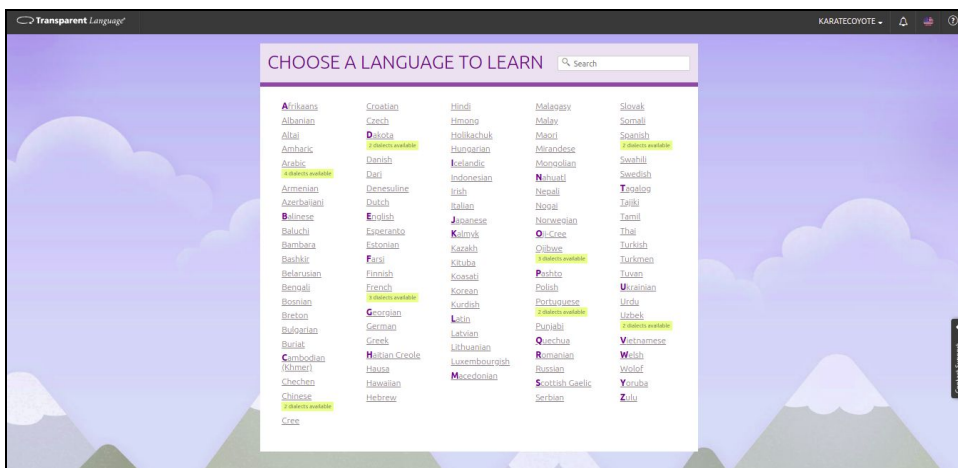
Learn to speak a new language. Over 100 foreign language courses are available that can help you learn languages including French, German, Italian, Japanese, Korean, Russian, Spanish and Mandarin Chinese. There's also an ESL component that provides English language learning to speakers of over 25 different languages.



1. To begin, go to **OhioWebLibrary.org**.
  2. Click on the arrow beside the phrase “**Continuous Learning**”:
  3. Click on the words. “**Transparent Language**”
- OR Type <http://ohioweblibrary.org/db/transparent> into your browser's address bar.

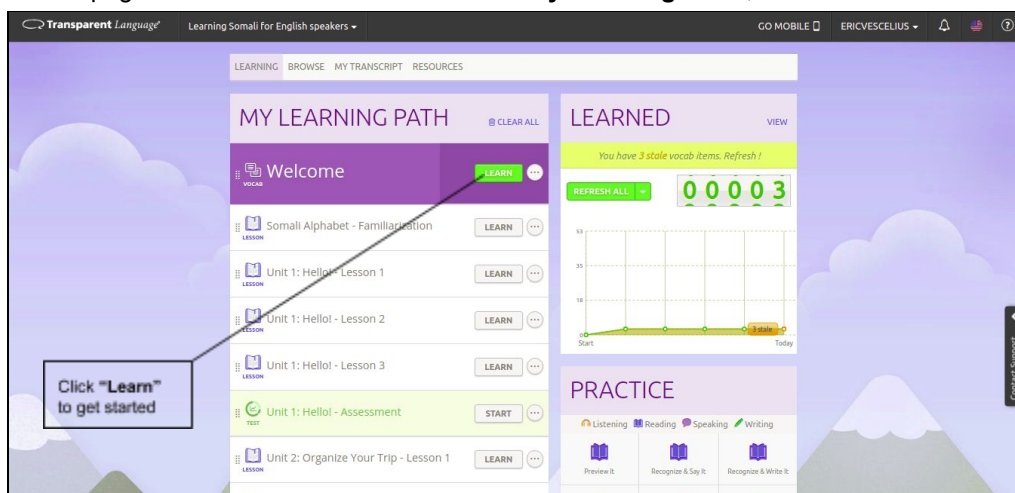


Enter your library card and library system. Once on the Transparent Language website. Click “**Sign up**”. This will allow you to create an account to track your progress. Fill in the questions and proceed to the home page.

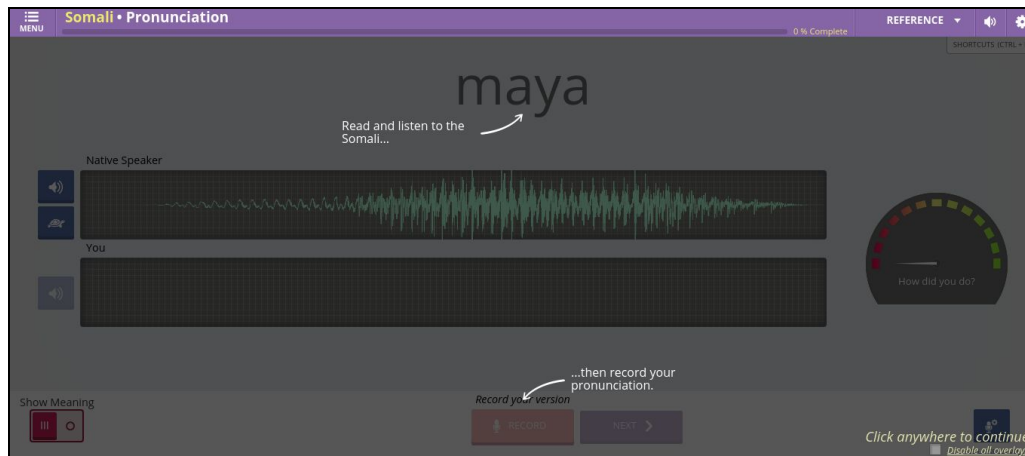


From here, you can **select a language** to learn. Clicking on a language will take users to a homepage to start learning. Unsure which language to start with? Don't worry, you are able to add, change and remove languages later.

The homepage is divided into three main areas: “My Learning Path”, “Learned” and “Practice”.



**My Learning Path** offers users a series of lessons to get absolute beginners started. Locate the **Welcome** lesson and click the **Learn** button to get started.



Each activity will provide a helpful instruction overlay to aid users in understanding each activity. All activities cover one of four essential language skills: **Reading, Writing, Speaking** and **Listening**. Activities in the **Practice** section allow users to practice these skills.



As you progress through your lessons, the **Learned** section will help keep track of vocab words and phrases. Users can sustain what they’ve learned by clicking the **Refresh All** button to review older words.