

Getting Started with...

Home Improvement Reference Center

Home Improvement Reference Center features full-text content from leading home improvement magazines, images not found anywhere else online and videos of popular home repair projects.



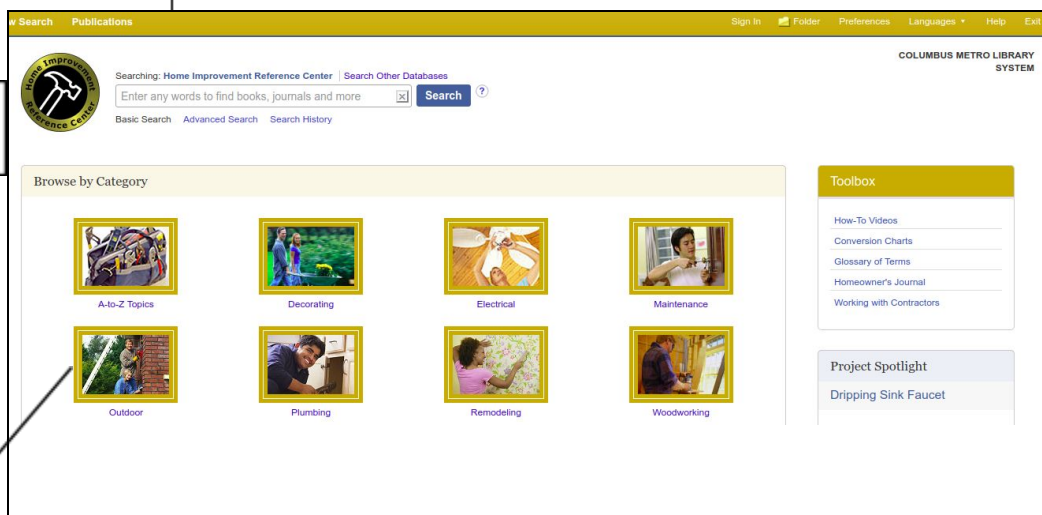
1. To begin, go to OhioWebLibrary.org.
2. Click on the arrow beside the phrase "DIY Resources and How-to Guides":

✓ DIY Resources and How-to Guides

3. Click on the words. "Home Improvement Reference Center"
OR Type <http://ohioweblibrary.org/db/hobbies> into your browser's address bar.

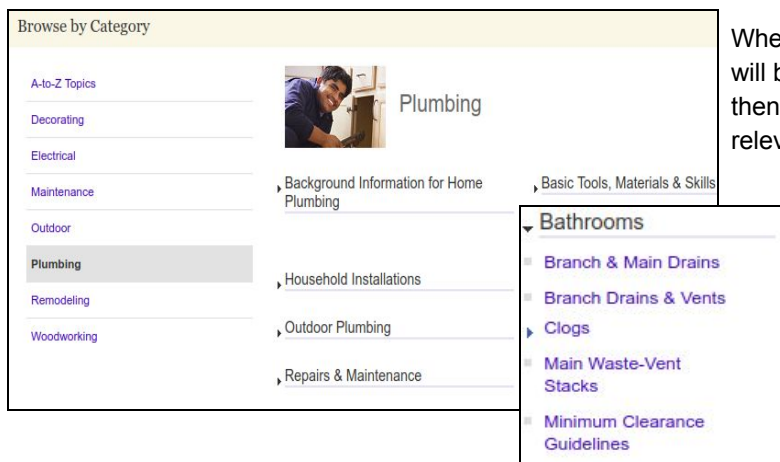
Users can find content by **browsing** or **searching**. To search, click the **search box** and enter a term.

Click & type a query in the **search box** to begin searching.

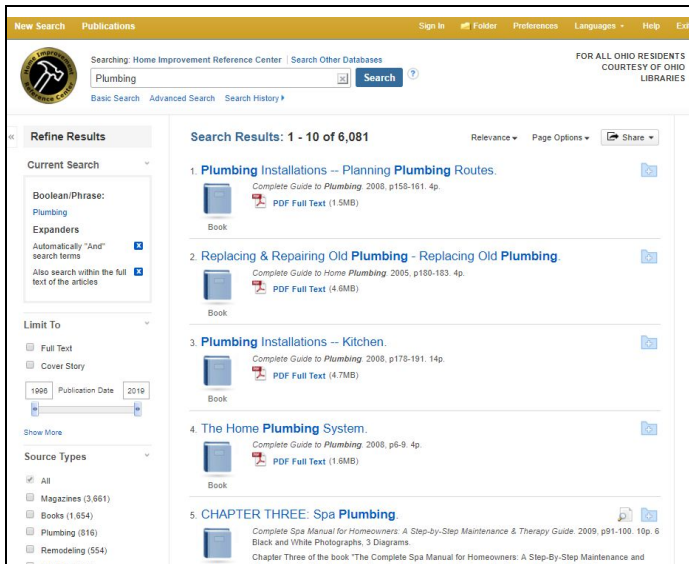


To browse by **category** click an image.

To browse by **publication**, select **Publications** from the banner. This allows users to see a full list of resources used in the database.



When browsing by **category**, selecting an image will bring up a list of **subcategories**. Users can then select the best fit for their needs to see relevant results.



On the other hand **searching** will lead to a **Search Results** page.

Users can limit the **source type**, **subjects** and **publications** found in their results by clicking the checkboxes on the left hand side under **Refine Results**.

To view the text of an article, click



To read an article, click



to view the article with images.



Once in **Reading View** users have various options to save, print, and share content. Tools on the right-hand side of the screen allow users to access these options.